






silent rush

sedus







The modern workplace is expected to express a great deal: design quality and warmth, energy, efficiency and cosiness. silent rush, the creation of designers Mathias Seiler and Thilo Schwer, provides the answer to today's expectations for the office environment. As a swivel chair with high or medium backrest and as a visitor chair, silent rush offers impressive ergonomics and a design that really makes you feel at home. For us it embodies the new emotional office culture – or, to put it another way, **Place 2.5**





**"Similar" mechanism.**

The "Similar" mechanism encourages mobile sitting thanks to the ideally coordinated movement of seat and backrest, combined with a continuously adjustable opening angle of 32°.


**Armrests.**

The armrests are integrated into the backrest and feature a leather finish for extra comfort.



**Head pillow.**

The soft upholstered head cushion is simple to remove for cleaning or replacing.




**Lumbar support.**

The perfectly shaped lumbar support is height-adjustable. The adjustment mechanism is made of polished aluminium.



**Upholstery.** silent rush blends with its surroundings yet still asserts its own character – with a whole range of fabric and leather coverings, and always with high-quality craftsmanship. You have a choice of several different fabrics plus 10 shades of leather.



Further information  
and planning data  
are available  
to download at:  
**[www.sedus.com](http://www.sedus.com)**



Swivel chair with medium backrest



**Frame finish.**

The cantilever chair's  
elegant tubular frame  
is finished with high-  
quality turned  
aluminium parts.





Swivel chair with high backrest

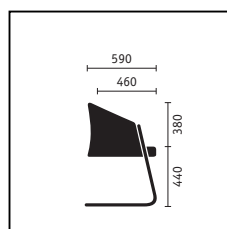
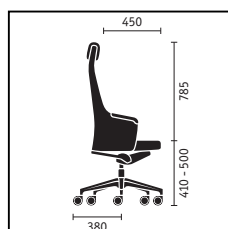
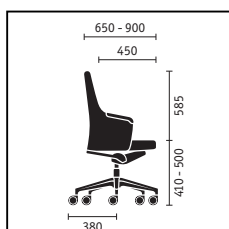
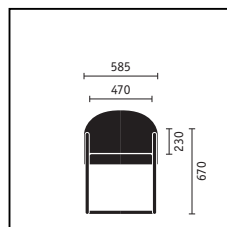
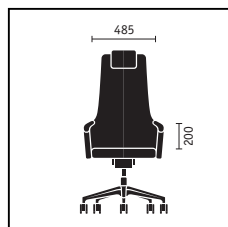
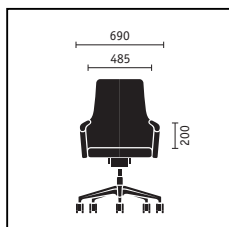


Cantilever, conference and lounge chair

	Medium-height swivel chair	High swivel chair	Cantilever chair
<b>Seat mechanism</b>			
"Similar" mechanism	■	■	
<b>Backrest technical features</b>			
Adjustable backrest pressure	■	■	
Height-adjustable lumbar support	■	■	
<b>Seat height adjustment</b>			
Sedo-Lift mechanism	■	■	
<b>Frame versions</b>			
Aluminium base, powder-coated in white aluminium	■	■	
Aluminium base, powder-coated in black	□	□	
Polished aluminium base	□	□	
Steel frame, chromed			□
Steel frame, powder-coated in white aluminium			■
Steel frame, powder-coated in black			□
<b>Model colour (mechanism and plastic parts)</b>			
Black	■	■	■
<b>Armrests</b>			
Integrated armrests with leather finish	■	■	
Integrated armrests			■
<b>Features</b>			
Black leather head pillow		■	
Head pillow in contrasting shade of leather		□	
Head pillow in same fabric as the backrest		□	
Two-tone upholstery	□	□	□
Hard castors for soft floors	■	■	
Soft castors for hard floors	□	□	
Felt glides			□
Plastic glides			□



■ standard  
□ optional



Recyclability, quality and the timeless design of our products are a key part of the environmental protection philosophy at Sedus.

[www.sedus.com](http://www.sedus.com)



[www.sedus.com](http://www.sedus.com)